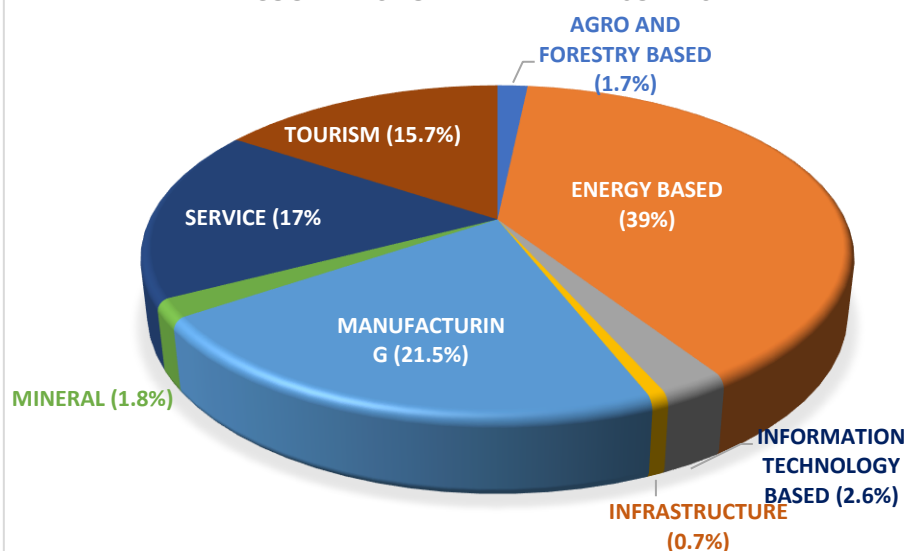


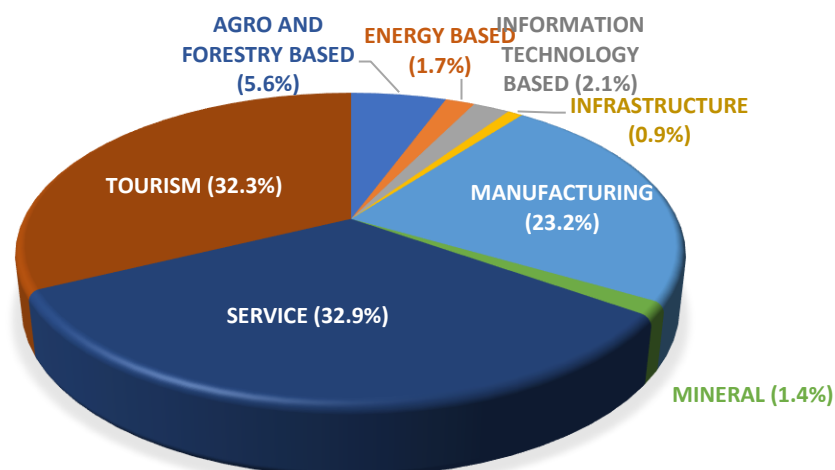
## SECTORWISE FDI FROM OVERALL COUNTRIES TO NEPAL FROM BEGINNING TILL MID-JULY 2021

SECTOR OF INVESTMENT	NO. OF PROJECTS	TOTAL PROJECT COST	TOTAL AMOUNT OF FOREIGN INVESTMENT
		(Rs. in million)	(Rs. in million)
AGRO AND FORESTRY BASED	291	9,409.82	7,588.23
ENERGY BASED	90	222,832.30	130,347.88
INFORMATION TECHNOLOGY BASED	112	14,595.48	11,367.38
INFRASTRUCTURE	46	3,842.34	2,983.01
MANUFACTURING	1,212	122,548.10	61,063.16
MINERAL	72	10,366.92	7,981.01
SERVICE	1,722	96,570.98	72,124.03
TOURISM	1,689	89,328.45	71,055.82
<b>TOTAL</b>	<b>5,234</b>	<b>569,494.39</b>	<b>364,510.52</b>

### SECTORWISE FDI IN TERMS OF PROJECT COST FROM OVERALL COUNTRIES TO NEPAL TILL MID JULY 2021



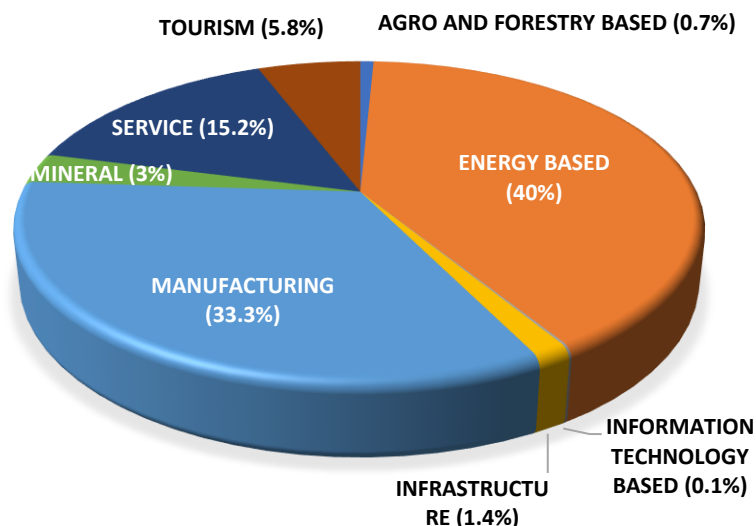
### SECTORWISE FDI IN TERMS OF NUMBER OF PROJECTS FROM OVERALL COUNTRIES TO NEPAL TILL MID JULY 2021



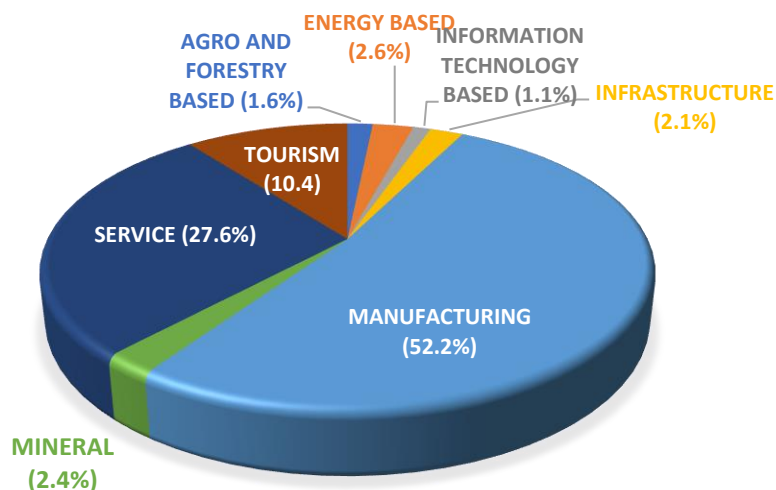
## SECTOR-WISE INVESTMENT FROM INDIA FROM BEGINNING TO TILL MID-JULY 2021

SECTORS OF INVESTMENT	NO. OF PROJECTS	TOTAL PROJECT COST	TOTAL AMOUNT OF FOREIGN INVESTMENT
	No of projects	(Rs. in million)	(Rs. in million)
AGRO AND FORESTRY BASED	13	1,203.41	739.71
ENERGY BASED	21	64,988.52	45,871.59
INFORMATION TECHNOLOGY BASED	9	198.74	188.94
INFRASTRUCTURE	17	2,246.19	1,876.32
MANUFACTURING	421	53,593.96	28,266.65
MINERAL	19	4,790.62	2,470.77
SERVICE	223	24,417.93	14,511.44
TOURISM	84	9,298.65	4,631.33
<b>INDIA TOTAL</b>	<b>807</b>	<b>160,738.01</b>	<b>98,556.76</b>

### SECTORWISE FDI IN TERMS OF PROJECT COST FROM INDIA TO NEPAL TILL MID JULY 2021



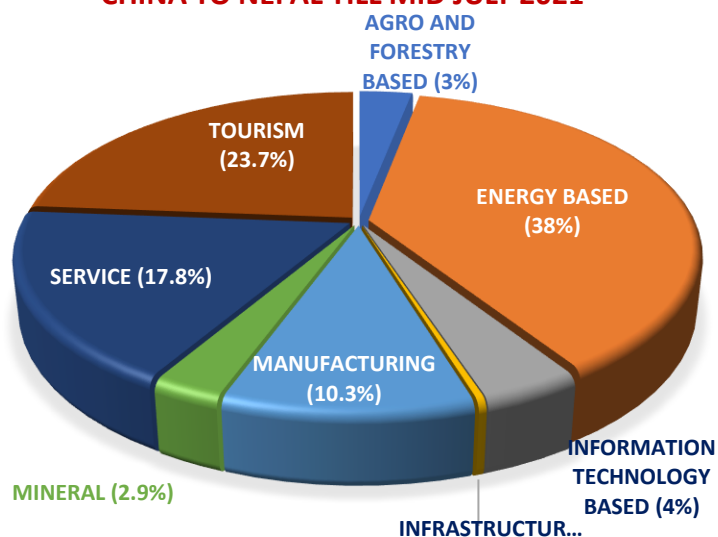
### SECTORWISE FDI IN TERMS OF NUMBER OF PROJECTS FROM INDIA TO NEPAL TILL MID JULY 2021



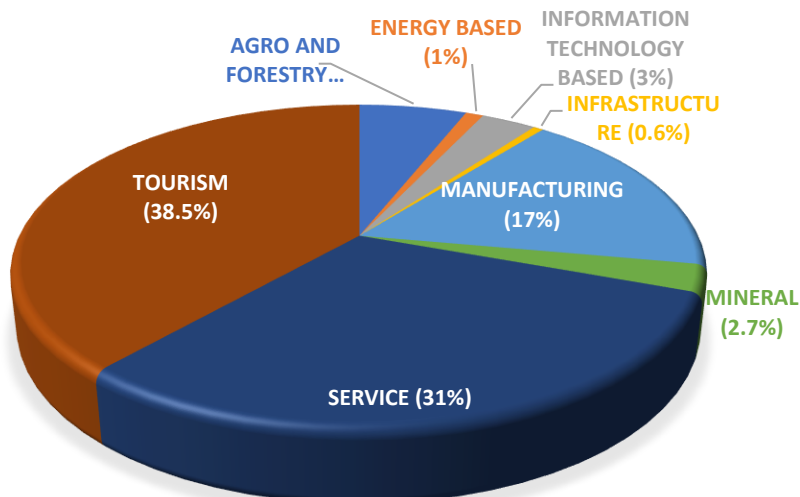
## SECTOR-WISE INVESTMENT FROM CHINA FROM BEGINNING TO TILL MID-JULY 2021

SECTORWISE INVESTMENT	NO. OF PROJECTS	TOTAL PROJECT COST	TOTAL AMOUNT OF FOREIGN INVESTMENT
	No of projects	(Rs. in million)	(Rs. in million)
AGRO AND FORESTRY BASED	109	5,271.90	4,970.68
ENERGY BASED	18	65,633.41	41,540.48
INFORMATION TECHNOLOGY BASED	56	7,041.92	7,033.07
INFRASTRUCTURE	10	578.21	547.13
MANUFACTURING	310	17,817.26	13,847.67
MINERAL	49	5,005.10	4,994.10
SERVICE	560	30,844.75	29,605.09
TOURISM	695	41,153.77	40,639.80
<b>CHINA (MAINLAND) TOTAL</b>	<b>1,807</b>	<b>173,346.32</b>	<b>143,178.02</b>

### SECTORWISE FDI IN TERMS OF PROJECT COST FROM CHINA TO NEPAL TILL MID JULY 2021



### SECTORWISE FDI IN TERMS OF NUMBER OF PROJECTS FROM CHINA TO NEPAL TILL MID JULY 2021



(Statistics Source: Department of Industry/GoN; Presentation: KM Singh, NICCI)